

NUX



B-4 2.4GHz Wireless
Microphone System 2.4GHz 麦克风无线系统

©2018 Cherub Technology-All rights reserved. No part of this publication may be reproduced in any form without prior written permission of Cherub Technology.



www.nuxefx.com

Made in China

WARNING

To reduce the risk of fire or electric shock, do not expose this appliance to rain or moisture.

CAUTION

This device complies with part 15 of the FCC Rules. Operation is subject to the following two conditions: (1) this device may not cause harmful interference, and (2) this device must accept any interference received, including interference that may cause undesired operation. Any changes or modifications not expressly approved by the party responsible for compliance could void the user's authority to operate the equipment.

NOTE: This equipment has been tested and found to comply with the limits for a Class B digital device, pursuant to Part 15 of the FCC Rules. These limits are designed to provide reasonable protection against harmful interference in a residential installation. This equipment generates, uses and can radiate radio frequency energy and, if not installed and used in accordance with the instructions, may cause harmful interference to radio communications. However, there is no guarantee that interference will not occur in a particular installation.

If this equipment does cause harmful interference to radio or television reception, which can be determined by turning the equipment off and on, the user is encouraged to try to correct the interference by one or more of the following measures:

- Reorient or relocate the receiving antenna.
- Increase the separation between the equipment and receiver.
- Connect the equipment into an outlet on a circuit different from that to which the receiver is connected.
- Consult the dealer or an experienced radio/TV technician for help. The device has been evaluated to meet general RF exposure requirement. The device can be used in portable exposure condition without restriction.



The lightning symbol within a triangle means, "Electrical caution!" It indicates the presence of information about operating voltage and potential risks of electrical shock.



The exclamation point within a triangle means, "Caution!" Please read the information next to all caution signs.

Contents

System Overview.....	1
Product Overview.....	2
Transmitter and Receiver pairing	3
Working Environment	4
Battery Charging.....	5
Sleep Mode.....	6
Application Scenarios	7
Specifications.....	9

System Overview

Congratulations on your purchase of the NUX B-4 2.4GHz wireless Microphone. It's designed for those who want to get rid of the cables and enjoy the wireless world without complicated setup.

Product Feature

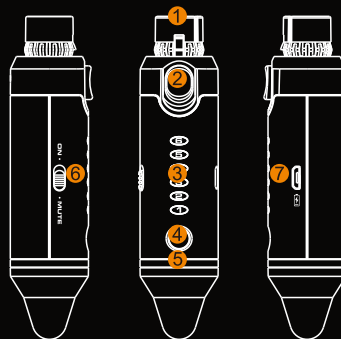
- Easy to use 2.4GHz Wireless Microphone System
- 32bit/48KHz Hi-Resolution Audio Quality
- Ultra-low latency < 4ms
- 6 Channels
- Built-in Rechargeable Lithium Battery

Tips

If you are searching for wireless guitar system, we strongly recommend you to choose the NUX B-2. As wireless guitar system made by other manufacturers may have unavoidable interferences issue with the NUX B-4 when you try to use them simultaneously. Since both the NUX B-2 and B-4 are using the 2.4GHz band, to ensure the best experiences, please use the suggested matchups for each item as shown below:

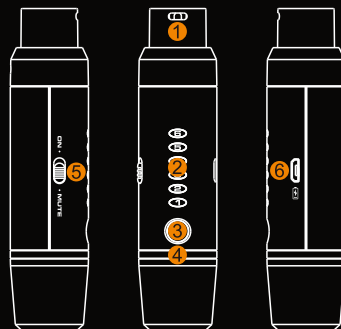
NUX B-2 Channel	NUX B-4 Channel
Channel 1	Channel 2, 3, 4, 5, 6
Channel 2	Channel 1, 5, 6
Channel 3	Channel 1, 2, 3, 4, 5
Channel 4	N/A

Product Overview



Transmitter

- ① Female Port
- ② Fastener Button
- ③ Channel Indicator
- ④ Channel Switch Button
- ⑤ RF Status LED
- ⑥ ON | MUTE Switch
- ⑦ Micro-USB Port



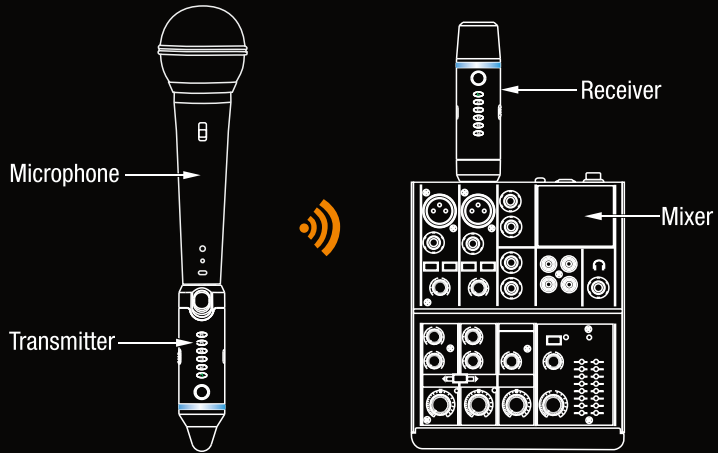
Receiver

- ① Male Port
- ② Channel Indicator
- ③ Channel Switch Button
- ④ RF Status LED
- ⑤ ON | MUTE Switch
- ⑥ Micro-USB Port

Transmitter and Receiver pairing

The default channel pairing is Channel 1, if you want to switch to different channels for any reason, please follow these steps:

1. Turn on the Receiver and Transmitter units.
2. Connect the Transmitter to your Microphone and the Receiver to your mixer or amplifier.
3. Press Channel switch button on both the Transmitter and the Receiver to make sure both units are in the same channel.
4. Wait until you see the RF status LEDs on transmitter turns blue.

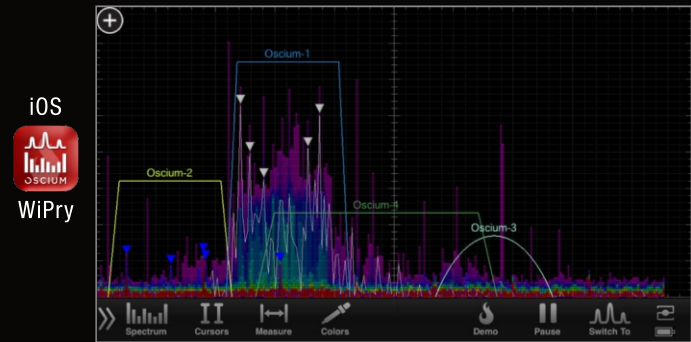


Working Environment

Since B-4 is a 2.4GHz wireless system, please avoid placing the transmitter and receiver next to other RF transmitting equipment. We recommend that you install the transmitter and receiver of B-4 at least 3 meters (10ft) away from RF Transmitters, i.e. Wi-Fi routers.

Notice: If the environment is full of RF transmitters, sometimes B-4 will meet interference.

You could check 2.4GHz environment on smart phones via these applications:




Battery Charging

When you turn on the device the channel indicator(s) will light on for 1 second as a battery gauge.



If the battery level is below 10%, the RF status led will flash red 2 times then enter sleep mode automatically.

The charging indicator light turns red during the charging process, it will turn blue once the battery is fully charged.



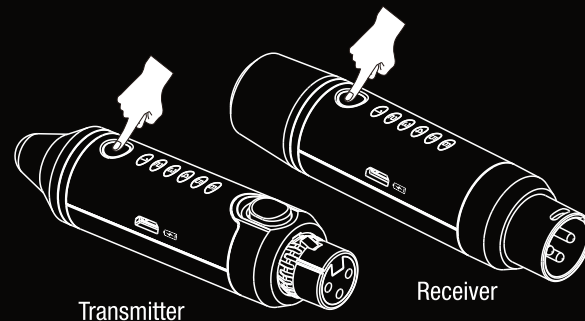
NOTE:

Our product uses Li-polymer battery, before using the product, please charge the battery first. When not using for a long period, charge or activate it in 3 months.

Sleep Mode

If the transmitter is not connected to the microphone or there is no input signal for 30 seconds, both the transmitter and the receiver will enter sleep mode automatically to save the battery life. It can be wake up immediately if there is signal coming in.

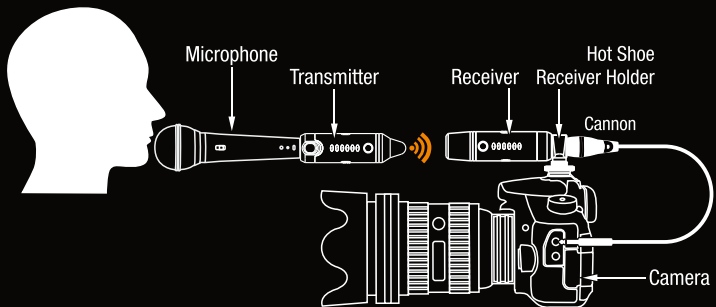
If the transmitter is not connected to the microphone or there is no input signal for 1 hour, both the transmitter and the receiver will enter deep sleep mode. Then, you'll have to press the channel button or use the ON/MUTE switch to wake it up.



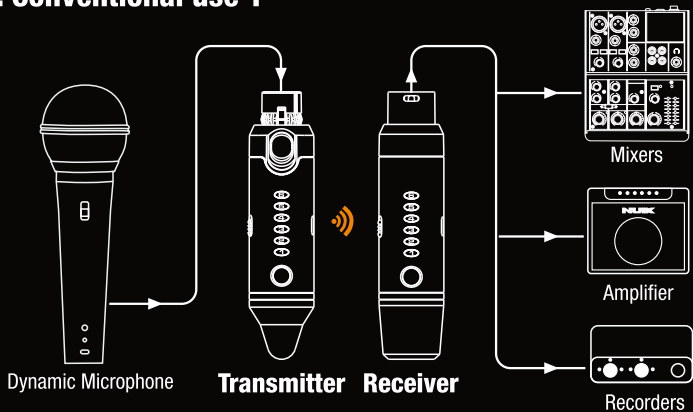
Press the channel button to wake B-4 up

Application Scenarios

1. Wireless Recording

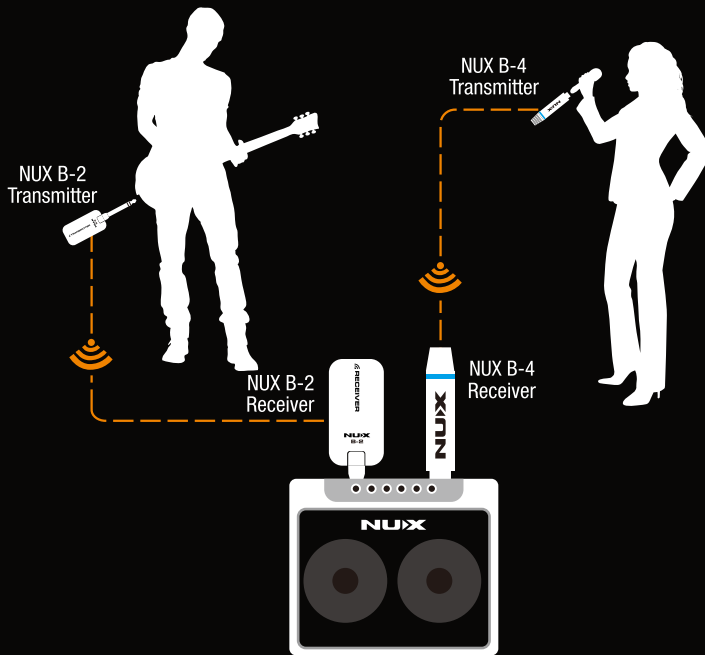


2. Conventional use 1



Application Scenarios

3. Conventional use 2



NUX B-2 Channel	NUX B-4 Channel
Channel 1	Channel 2, 3, 4, 5, 6
Channel 2	Channel 1, 5, 6
Channel 3	Channel 1, 2, 3, 4, 5
Channel 4	N/A

Specifications

- 32 bit/ 48KHz Hi-Res sound quality
- Super Low Latency: < 4ms
- Range: > 100 feet Line-0-site outdoors
- Dynamic Range: 108db
- Operating Band: 2.4GHz ISM Worldwide
- THD+ Noise: < 0.02% (1KHz@-10dbFS)
- 6 Channels
- battery life: 5 hours
- Dimensions: 107(L)x25(W)x26(H)mm
- Weight: 125g

2.4 GHz Frequency Tables

Channel 1	2.404GHz	2.475GHz	2.479GHz
Channel 2	2.409GHz	2.467GHz	2.471GHz
Channel 3	2.414GHz	2.459GHz	2.463GHz
Channel 4	2.419GHz	2.451GHz	2.455GHz
Channel 5	2.424GHz	2.443GHz	2.447GHz
Channel 6	2.429GHz	2.435GHz	2.439GHz

*Specifications and appearance subject to change without notice.

What's in the package?

- Transmitter x 1
- Receiver x 1
- User manual
- Charging Cable
- Hot Shoe Receiver Holder
- Female XLR to 3.5mm Phone Jack Adapter Cable

目录

产品简介	1
产品界面	2
配对	3
产品使用环境	4
电池充电	5
休眠模式	6
应用场景	7
技术规格	9

产品简介

感谢您购买NUX B-4，它是一款专门为那些想要摆脱线材束缚的朋友量身定制，只需简单的设置即可畅享无线乐趣的麦克风无线系统。

产品特点

- 采用全球通用2.4GHz ISM无线频段
- 内建6个可切换通道
- 32bit/48KHz高保真音质
- 内置高性能可充电聚合物锂电池
- 小于4ms超低系统延迟

温馨提示

如果您已经购买了NUX B-4麦克风无线系统并且计划选购一款无线吉他系统搭配B-4使用，我们强烈建议您选购NUX B-2无线吉他系统。因为其它品牌的无线吉他系统与B-4同时使用时，可能会出现信号串扰情况。由于B-2以及B-4均采用2.4GHz频段，我们建议您按下述表格所示的方案分别设置两款产品的工作频道，以避免出现信号串扰。

方案	NUX B-2 工作频道	NUX B-4 可选工作频道
方案 1	1	2, 3, 4, 5, 6
方案 2	2	1, 5, 6
方案 3	3	1, 2, 3, 4, 5
方案 4	4	无可用频道

产品界面

发射器

- 
- ① 卡侬母接口
 - ② 接口卡扣按钮
 - ③ 通道指示灯
 - ④ 通道切换按钮
 - ⑤ 状态指示灯
 - ⑥ ON/MUTE开关
 - ⑦ Micro-USB接口

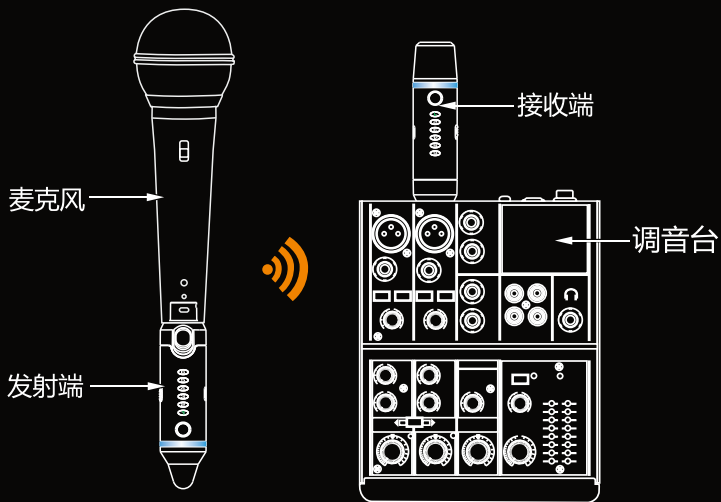
接收器

- 
- ① 卡侬公接口
 - ② 通道指示灯
 - ③ 通道切换按钮
 - ④ 状态指示灯
 - ⑤ ON/MUTE开关
 - ⑥ Micro-USB接口

配对

NUX B-4麦克风无线系统在出厂时默认第一通道为优选配对通道，如果您想要使用其它通道，请依据下述步骤完成设置：

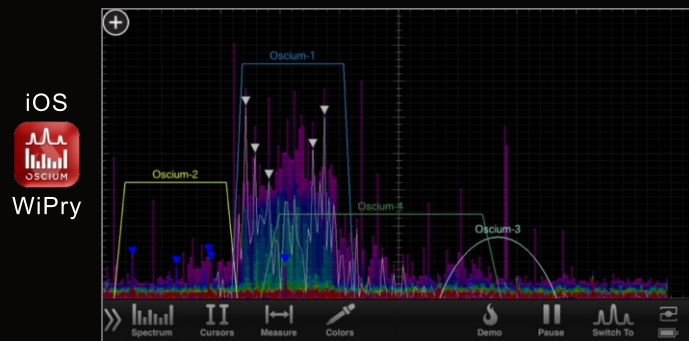
1. 打开接收器和发射器。
2. 将接收器和发射器分别连接至麦克风及调音台。
3. 使用通道切换按钮将接收器以及发射器的通道调整统一。
4. 稍等片刻，直至您看到接收器的状态指示灯变成蓝色。



产品使用环境

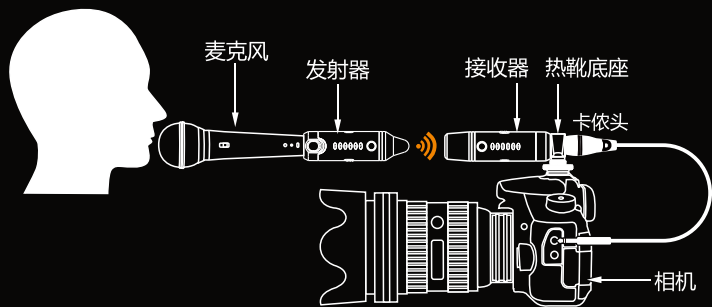
因2.4GHz频段的开放性与便利性，越来越多的消费电子产品也开始选用此频段。为了避免出现信号串扰的情况，使用B-4时请至少与其它无线射频设备（例如：2.4GHz无线路由器）保持3米以上的距离。（或将路由器设置为5.8GHz使用）

注意：在有大量无线射频信号共存的环境下使用B-4时可能会出现串扰现象。您可以使用智能手机下载免费应用软件（如WiPry）来对周边无线射频环境进行监测。

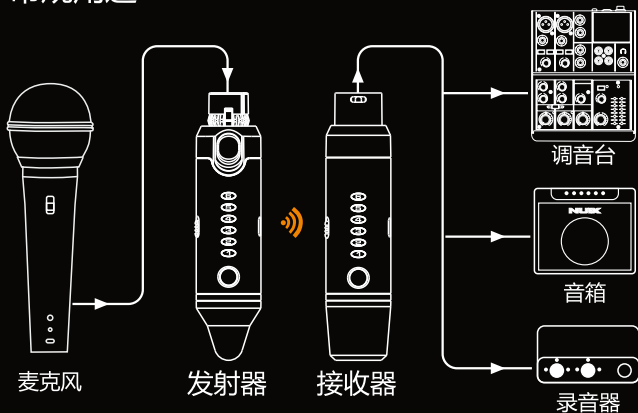


应用场景

1. 无线录影



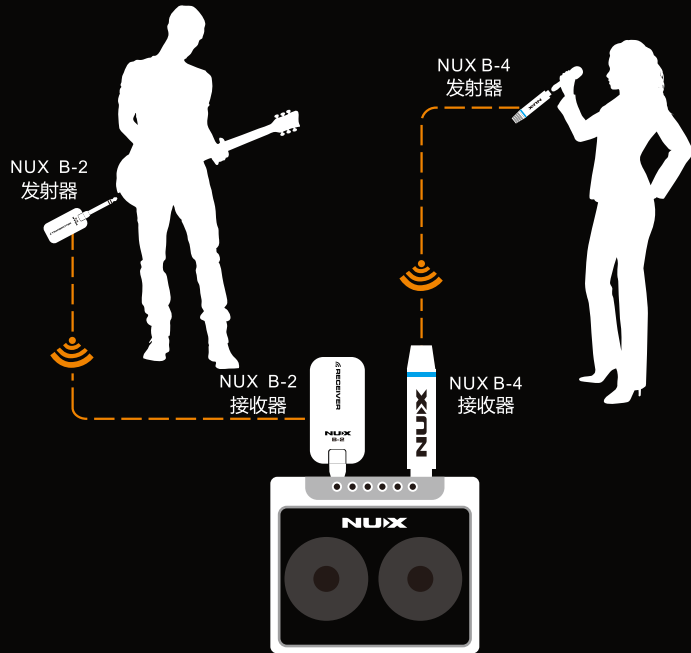
2. 常规用途一



7

应用场景

3. 常规用途二



方案	NUX B-2 工作频道	NUX B-4 可选工作频道
方案 1	1	2, 3, 4, 5, 6
方案 2	2	1, 5, 6
方案 3	3	1, 2, 3, 4, 5
方案 4	4	无可用频道

8

技术规格

- 信号采样：32bit 48KHz
- 动态范围：108db
- 信号延时：小于4ms
- 信号失真度：<0.02%
- 电池连续工作时间：5小时以上
- 体积：107(L)x25(W)x26(H)mm
- 重量：125克

频段分频表

通道 1 频率	2.404GHz	2.475GHz	2.479GHz
通道 2 频率	2.409GHz	2.467GHz	2.471GHz
通道 3 频率	2.414GHz	2.459GHz	2.463GHz
通道 4 频率	2.419GHz	2.451GHz	2.455GHz
通道 5 频率	2.424GHz	2.443GHz	2.447GHz
通道 6 频率	2.429GHz	2.435GHz	2.439GHz

*技术规格如有变更，恕不另行通知。

附件

- 转接线1根
- Y形充电线1根
- XLR热靴接收器支架1个
- 使用说明书
- 产品合格证

质量承诺

亲爱的**nux**用户，在您使用本产品时，请仔细阅读产品说明书，当您有疑问和困难时，请拨打售后服务热线：

400-990-9866

- 一周内出现质量问题可退货退款
- 一月内出现质量问题可调换
- 一年内出现质量问题可免费维修
- 终身享有咨询和维修服务

* 请向销售商索取有效购买凭证并予以保存。

换修政策

一、包换政策：

1. 消费者自购机之日起1个月之内，在正常使用情况下，出现非人为的产品性能故障，且产品外观及包装保持完好的可向所购机的经销商换机。
2. 消费者在换机时应出示由经销商开出的购机收据及保修卡，否则经销商可以不予更换。

二、保修政策：

产品在购买之日起1年内，可免费享有维修服务；对于超过1年的产品及人为或不可抗力因素造成损坏的产品，我司可提供有偿维修服务。

有关产品中所含有害物质的说明

本资料就本公司产品中所含的特定有害物质及其安全性予以说明。

本资料适用于2007年3月1日以后本公司所制造的产品。

环保使用期限



此标志适用于在中国国内销售的电子信息产品，表示环保使用期限的年数。所谓环保使用期限是指在制造日起的规定期限内，产品中所含的有害物质不致引起环境污染不会对人身、财产造成严重的不良影响。环保使用期限仅在遵照产品使用说明，正确使用产品的条件下才有效。不当的使用，将会导致有害物质泄漏的危险。

产品中有毒有害物质或元素的名称及含量

部件名称	有害有毒物质或元素					
	铅(Pb)	汞(Hg)	镉(Cd)	六价铬(Cr(VI))	多溴联苯(PBB)	多溴二苯醚(PBDE)
外壳(壳体)	×	○	○	○	○	○
电子部件(印刷电路板等)	×	○	×	○	○	○
附件(电源线、交流适配器等)	×	○	○	○	○	○

○：表示该有害有毒物质在该部件所有均质材料中的含量均在SJ/T11363-2006 标准规范的限量要求以下。
 ×：表示该有害有毒物质至少在该部件的某一均质材料中的含量超出SJ/T11363-2006 标准规定的限量要求。
 因根据现有的技术水平，还没有什么物质能够代替它。

制造商

深圳市蔚科电子科技开发有限公司

制造商地址

深圳市南山区蛇口兴华路6号南海意库1栋507室

电话：0755-2686 9866

网址：www.nuxefx.com

售后服务热线：400-990-9866

生产商

珠海市蔚科科技开发有限公司

生产商地址

珠海市高新区唐家湾镇科技九路10号

电话：0755-3689866

执行标准：Q/WKDZ 001-2017



中国制造